

Analog in: 0~10VDC

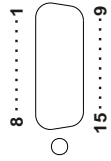
Pins

1~12: CH1~12

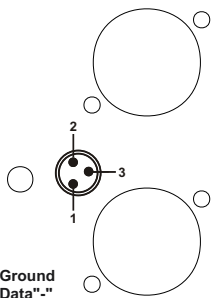
13: NC

14: NC

15: GND

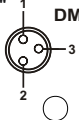


DMX IN



1= Ground
2= Data"-"
3= Data"+"

DMX OUT



| Pin Assignment | | Pin Assignment | |
|----------------|-------|----------------|-------|
| 1 | CH1 | 1 | CH7 |
| ~ | ~ | ~ | ~ |
| 6 | CH6 | 6 | CH12 |
| 9~14 | N | 9~14 | N |
| 7,8,15,16 | NC | 7,8,15,16 | NC |
| CHASE | ↓ GND | CHASE | ↓ GND |

