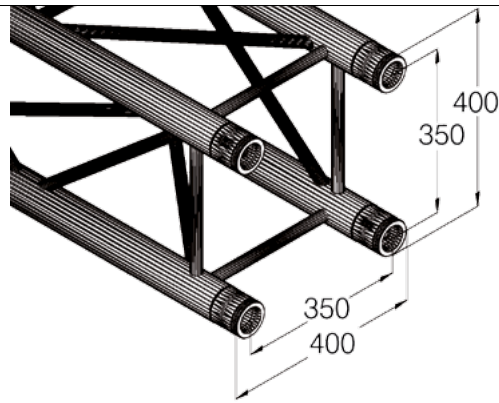


Used materials:

Alloy EN-AW 6082 T6
 Main chords 50 x 3 mm
 Braces 25 x 3 mm
 Accessory/truss 4x connecting cone, 8x pivot, 8x pin

Maximum system length: 16 meters

Load table GL400:				
Span (m)	Point load (kg)	Deflection (mm)	UDL (kg/m)	Deflection (mm)
2	3267	1,4	2327	1,3
4	1803	6,4	901	8,0
6	1252	15,2	417	18,9
8	971	28,5	243	35,4
10	811	47,6	162	58,8
12	675	70,5	112	86,5
14	573	98,3	82	119,8
16	477	127,8	61	158,7

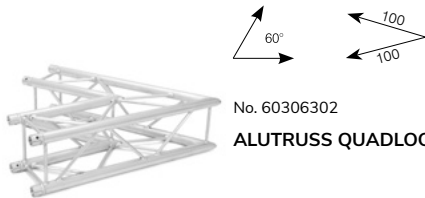


Quadlock GL400

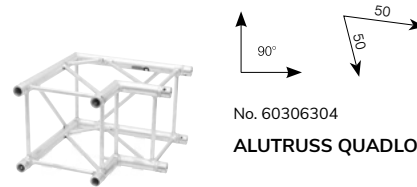


- No. 6030629A GL400-500
- No. 6030629C GL400-1000
- No. 6030629E GL400-1500
- No. 6030629G GL400-2000
- No. 6030629J GL400-2500
- No. 6030629L GL400-3000
- No. 6030629N GL400-3500
- No. 6030629P GL400-4000
- No. 6030629R GL400-5000

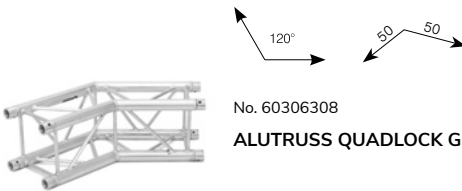
ALUTRUS QUADLOCK GL400-5000 4-Way Cross Beam



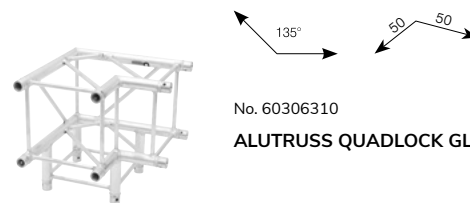
No. 60306302
 ALUTRUS QUADLOCK GL400-C20 2-Way Corner 60°



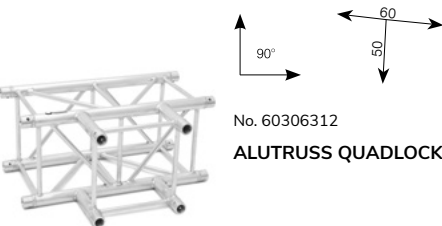
No. 60306304
 ALUTRUS QUADLOCK GL400-C21 2-Way Corner 90°



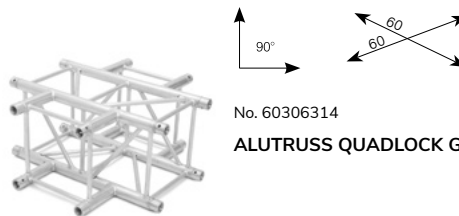
No. 60306308
 ALUTRUS QUADLOCK GL400-C23 2-Way Corner 135°



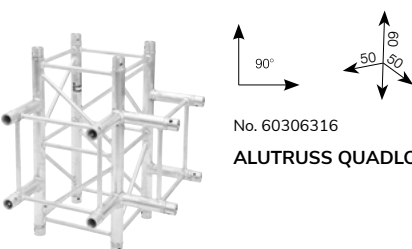
No. 60306310
 ALUTRUS QUADLOCK GL400-C30 3-Way Corner 90°



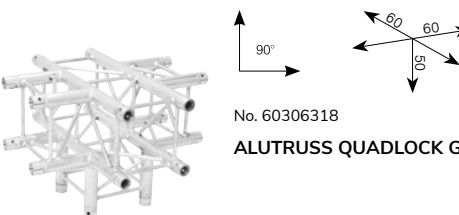
No. 60306312
 ALUTRUS QUADLOCK GL400-T35 3-Way T-Piece



No. 60306314
 ALUTRUS QUADLOCK GL400-C41 4-Way Junction



No. 60306316
 ALUTRUS QUADLOCK GL400-T42 4-Way Junction



No. 60306318
 ALUTRUS QUADLOCK GL400-T51 5-Way Junction