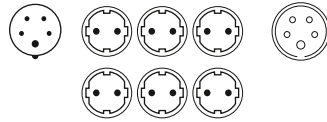




EUROLITE SB-652X Power distributor

Practical CEE distributor

- Steelbox with 6 safety sockets
- 1 x 16 A CEE input
- 1 x 16 A CEE output



No. 30248340

Technical specifications:

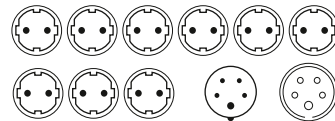
| | |
|---------------------------------------|-----------------------|
| Power supply: | 380-400 V AC, 50 Hz ~ |
| Max. power output: | 11040 W |
| Max. total current: | 48 A |
| Max. output/channel (safety socket): | 3680 W |
| Max. current/channel (safety socket): | 16 A |
| Max. output/channel (CEE socket): | 3680 W |
| Max. current/channel (CEE socket): | 16 A |
| Dimensions (LxWxH): | 330 x 190 x 95 mm |
| Weight: | 1.6 kg |



EUROLITE SB-1000 Power distributor

Practical 16A distributor in 483 mm housing (19")

- Designed for mounting in 483 mm racks (19")
- 2 U necessary for installation
- 16 A three-phase current input and output via mounted plugs
- Control lamps indicate each phase
- 3 safety sockets on the housing front (1 per phase)
- 6 safety sockets on the housing back (2 per phase)



No. 30248370

Technical specifications:

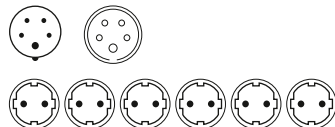
| | |
|---------------------|-----------------------|
| Power supply: | 380-400 V AC, 50 Hz ~ |
| Max. power: | 11040 W |
| Max. power/phase: | 3680 W |
| Max. current/phase: | 16 A |
| Height: | 2 U |
| Dimensions (LxWxH): | 485 x 210 x 90 mm |
| Weight: | 2.3 kg |



EUROLITE SB-1050 Power distributor

Practical 32A distributor in 483 mm housing (19")

- 2 U necessary for installation
- 32 A three phase current input and output via mounted plugs
- Control lamps indicate each phase
- 6 safety sockets on the housing back (2 per phase)



No. 30248372

Technical specifications:

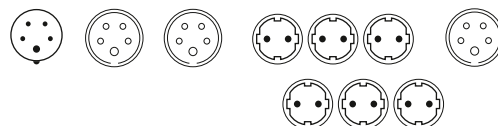
| | |
|---------------------|--------------------------------|
| Power supply: | 380-400 V AC, 50 Hz ~ |
| Max. power: | 22080 W |
| Max. power/phase: | 7360 W |
| Max. current/phase: | 32 A |
| Fuse: | 3 x C16A 1 ph circuit breakers |
| Height: | 2 U |
| Dimensions (LxWxH): | 485 x 215 x 90 mm |
| Weight: | 2.9 kg |



EUROLITE SB-1100 Power distributor 32A

Practical 32 A distributor in 483 mm housing (19")

- Specially designed for larger distribution needs
- 3 U necessary for installation
- 32 A three phase current input



No. 30248375

Technical specifications:

| | |
|---------------------|--|
| Power supply: | 380-400 V AC, 50 Hz ~ |
| Max. power output: | 22080 W |
| Max. output/phase: | 7360 W |
| Max. current/phase: | 32 A |
| Fuses: | 2 x 16A 3 Ph, 3 x 16A 1 Ph, FI/RCD 40A/0.03A |
| Height: | 3 U |
| Dimensions (LxWxH): | 482 x 295 x 132 mm |
| Weight: | 6 kg |

