



**EUROLITE SB-42/19 Power distributor**

Practical distributor in 483 mm housing (19")

- Designed for mounting in 483 mm racks (19")
- 2 U necessary for installation
- 2 m power cord with 3 x 2.5 mm<sup>2</sup> with safety-plug, 16 A input on housing back
- 6 safety sockets on the housing front



No. 30248010

**Technical specifications:**

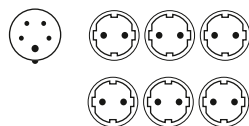
Power supply:	230 V AC, 50 Hz ~
Max. power output:	3680 W
Max. total current:	16 A
Diameter/power cord:	3 x 2.5 mm <sup>2</sup>
Height:	2 U
Dimensions (LxWxH):	485 x 130 x 90 mm
Weight:	1.6 kg



**EUROLITE SB-65 Power distributor**

Practical CEE distributor

- 6 safety sockets
- 7 m power cord with 5 x 2.5 mm<sup>2</sup> with 16 A CEE-plug



No. 30248300

**Technical specifications:**

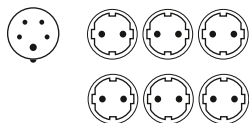
Power supply:	380-400 V AC, 50 Hz ~
Max. power output:	11040 W
Max. total current:	48 A
Max. output/channel:	3680 W
Max. current/channel:	16 A
Dimensions (LxWxH):	240 x 235 x 75 mm
Weight:	3 kg



**EUROLITE SB-66 Power distributor**

Practical CEE distributor

- 6 CEE sockets
- 7.5 m power cord with 5 x 2.5 mm<sup>2</sup> with 16 A CEE-plug



No. 30248302

**Technical specifications:**


Power supply:	380-400 V AC, 50 Hz ~
Max. power output:	11040 W
Max. total current:	48 A
Max. output/channel:	3680 W
Max. current/channel:	16 A
Dimensions (LxWxH):	270 x 240 x 110 mm
Weight:	4.5 kg



**EUROLITE SB-65/19 Power distributor**

Practical 16A split box in 483 mm housing (19")

- Designed for mounting in 483 mm racks (19")
- 2 U necessary for installation
- 16 A three-phase-current input
- Ready for connection via 5 x 2.5 mm<sup>2</sup> powercable with 16 A CEE plug
- Control lamps indicate each phase
- 6 safety sockets on the housing back (2 per phase)



No. 30248305

**Technical specifications:**

Power supply:	380-400 V AC, 50 Hz ~
Power output/Channel:	3680 W
Max. total current/Channel:	16 A
Height:	2 U
Dimensions (LxWxH):	485 x 210 x 90 mm
Weight:	2.3 kg