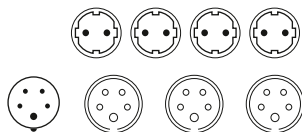




**EUROLITE SBP-3240K Power distributor**

Power distributor 1 x 32 A, 2 x 16 A, 4 x 230 V

- Plastic box with 4 safety sockets
- 1 x 32 A CEE input with 2 meter cable
- 1 x 32 A CEE output, 5-pin
- 2 x 16 A CEE outputs, 5-pin



No. 30245541

**Technical specifications:**

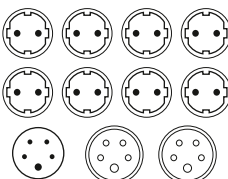
Power supply:	380-400 V AC, 50 Hz ~
Max. power output:	22080 W
Max. total current:	96 A
Max. output/phase (32 A CEE):	7360 W
Max. current/phase (32 A CEE):	32 A
Max. output/phase (16 A CEE):	3680 W
Max. current/phase (16 A CEE):	16 A
Max. output/channel (safety socket):	3680 W
Max. current/channel (safety socket):	16 A
Dimensions (LxWxH):	445 x 300 x 110 mm
Weight:	5 kg



**EUROLITE SBP-3280 Power distributor**

Power distributor 1 x 32 A, 1 x 16 A, 8 x 230 V


- Plastic box with 8 safety sockets
- 1 x 32 A CEE input
- 1 x 32 A CEE output, 5-pin
- 1 x 16 A CEE output, 5-pin



No. 30245561

**Technical specifications:**

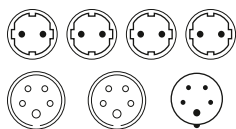
Power supply:	380-400 V AC, 50 Hz ~
Max. power output:	22080 W
Max. total current:	96 A
Max. output/phase (32 A CEE):	7360 W
Max. current/phase (32 A CEE):	32 A
Max. output/phase (16 A CEE):	3680 W
Max. current/phase (16 A CEE):	16 A
Max. output/channel (safety socket):	3680 W
Max. current/channel (safety socket):	16 A
Dimensions (LxWxH):	445 x 300 x 110 mm
Weight:	4 kg



**EUROLITE SBP-1610 Power distributor**

Power distributor 2 x 16 A, 4 x 230 V

- Power distributor 2 x 16 A, 4 x 230 V
- Plastic box with 4 safety sockets



No. 30245501

**Technical specifications:**

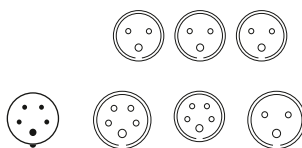
Power supply:	380-400 V AC, 50 Hz ~
Max. power output:	11040 W
Max. total current:	48 A
Max. output/phase (16 A CEE):	3680 W
Max. current/phase (16 A CEE):	16 A
Max. output/channel (safety socket):	3680 W
Max. current/channel (safety socket):	16 A
Dimensions (LxWxH):	335 x 275 x 105 mm
Weight:	3 kg



**EUROLITE SBP-3210K Power distributor**

Power distributor 3 x 32 A, 1 x 16 A, 3 x 230 V

- Power distributor 3 x 32 A, 1 x 16 A, 3 x 230 V
- Plastic box with 3 safety sockets



No. 30245521

**Technical specifications:**

Power supply:	380-400 V AC, 50 Hz ~
Max. power output:	22080 W
Max. total current:	96 A
Max. output/phase (32 A CEE):	7360 W
Max. current/phase (32 A CEE):	32 A
Max. output/phase (16 A CEE):	3680 W
Max. current/phase (16 A CEE):	16 A
Max. output/channel (safety socket):	3680 W
Max. current/channel (safety socket):	16 A
Dimensions (LxWxH):	350 x 340 x 130 mm
Weight:	4.5 kg